

Juliet[®]

LASER THERAPY
FOR VULVOVAGINAL
AND UROLOGICAL
DISORDERS



APPLICATIONS

- + Vulvovaginal Atrophy (VVA)
- + Mild Stress Urinary Incontinence (SUI)
- + Genitourinary Syndrome Of Menopause (GSM)
- + Loss of Elasticity and Tone (VRS)
- + Vulvar lichen sclerosis
- + Condylomas

Juliet[®]

the feminine laser

THE FAST, PAINLESS AND
MINIMALLY INVASIVE
TREATMENT FOR WOMEN'S
INTIMATE DISORDERS.

VAGINAL DRYNESS

VAGINAL BURNING

VAGINAL ITCHING

REDUCED LUBRICATION

DYSPAREUNIA

DYSURIA

URGENCY



INNOVATIVE LASER TREATMENT

HORMONE-FREE & NON-SURGICAL

HIDDEN DISEASES AFFECTING MILLIONS OF WOMEN

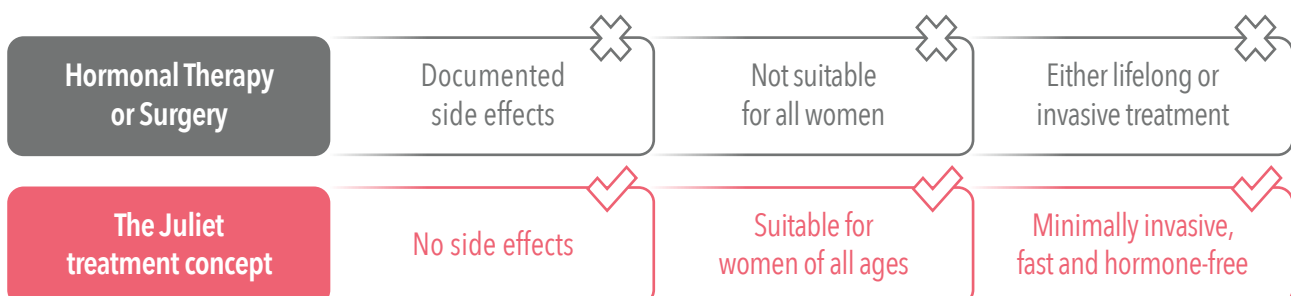
Different ages of a woman's life are accompanied by different experiences with regard to intimacy and sexuality, and are unavoidably associated with a variety of vaginal conditions. These may strongly affect the quality of life, both physically, psychologically as well as sexually.

Childbirth (especially natural) and menopause are just two examples of events that cause a change in the intimate area and vaginal environment, each of them accompanied by different disorders. Many women who experience unpleasant symptoms such as genital itching, vaginal dryness, pain during intercourse or unwanted loss of urine do not talk about these issues, sometimes not even with their urogynecologist. For this reason, the dissemination of these diseases is highly underestimated though they are quite common in women of different ages and tend to worsen over time. That means that they are not temporary and they are not going to disappear if not treated.

THE BEST ALTERNATIVE TO HORMONAL THERAPY AND SURGERY

Most of the urogenital diseases connected with the menopause follow a reduction in the production of estrogen by the ovaries. This involves the gradual thinning of genital epithelial tissues, vaginal and vulvar mucosa, which reduce in thickness and moistness becoming more fragile, irritable and sensitive to trauma. For this reason, hormonal therapy has been for a long time the gold standard treatment for postmenopausal symptoms. In a similar way, urological symptoms such as Stress Urinary Incontinence deriving from childbirth and natural ageing process and affecting the pelvic floor structure, have been historically treated by means of surgery restoring the vaginal anatomy.

Juliet represents a minimally invasive, gentle and hormone-free treatment option for all women who do not wish invasive and/or hormone based options.



THE JULIET TREATMENT CONCEPT IS SUITABLE FOR ...

WOMEN, WHO ARE GOING THROUGH THE MENOPAUSE

WOMEN AFTER GIVING BIRTH

WOMEN, WHO HAVE UNDERGONE CANCER
CHEMOTHERAPY AND/OR SURGERY

WOMEN, WHO WANT TO FIGHT OR
PREVENT PELVIC FLOOR DISORDERS

WOMEN, WHO WANT TO IMPROVE
THE QUALITY OF THEIR SEXUAL LIFE

The Juliet Procedure is clinically proven to give results.

AFTER JUST ONE TREATMENT.*

*Mothes AR, Runnebaum M, Runnebaum IB., An innovative dual-phase protocol for pulsed ablative vaginal Erbium:YAG laser treatment of urogynecological symptoms Eur J Obstet Gynecol Reprod Biol. 2018 Oct;229:167-171.

FOR WOMEN OF ALL AGES

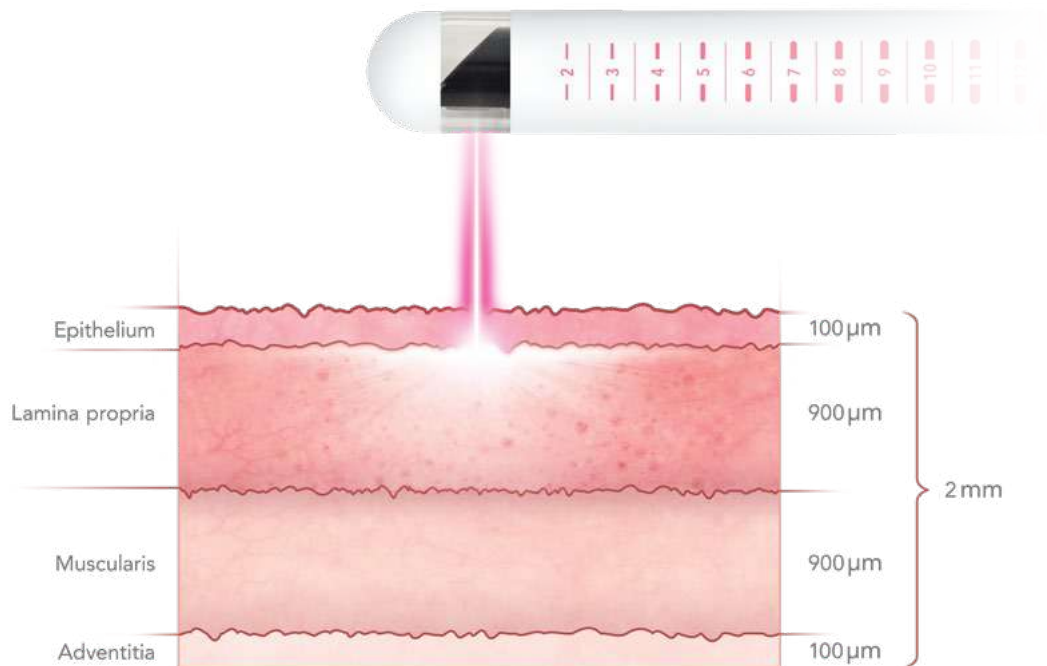
A LIFE-CHANGING PROCEDURE

Whether during the menopause or after childbirth or cancer therapy, whether to fight unpleasant symptoms or to restore the vaginal environment: the Juliet laser therapy is the answer for women of all ages, improving not only their medical condition but also dramatically changing their intimacy experience and quality of life.

HOW JULIET WORKS

Juliet is a minimally invasive treatment, the goal of which is the stimulation of new collagen and elastin production, along with an improved vascularization of the vaginal mucosa. This leads to the restoration of the original metabolism of connective tissue: the inner mucosa regains elasticity and lubrication, showing improved thickness and softness. The tone of the pelvic floor is improved as well, strengthening the vaginal tissue that contributes to support the interior tissue and walls.

This translates into an attenuation of the symptoms, which can be observed immediately after the first treatment. Itching, irritation and pain during intercourse disappear and the symptoms of stress urinary incontinence are also significantly reduced as a result of the stimulating action of the laser on the mucosa. This action continues its beneficial effect even after the treatment is finished and, for this reason, many women report further improvements during the first month post-treatment.



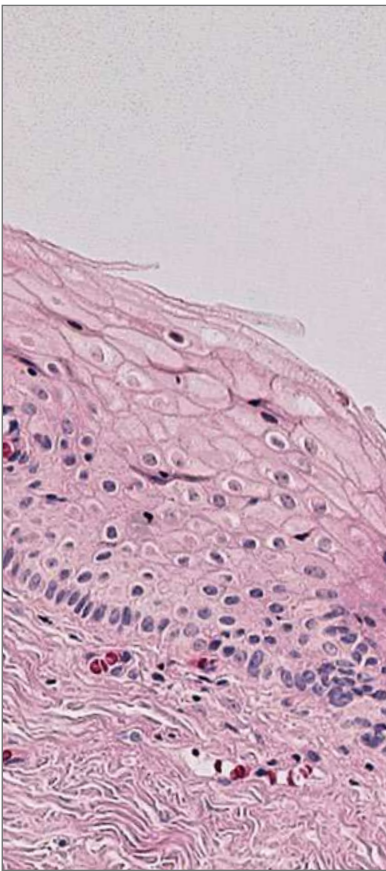
The main mechanism of action of the Erbium:YAG technology is the achievement of the selective stimulation of the submucosal collagen in the lamina propria. This layer of the vaginal wall, in fact, is elastic and rich in collagen and can be stimulated in a selective way, meaning without damaging the surrounding tissue.

HISTOLOGICAL RESULTS

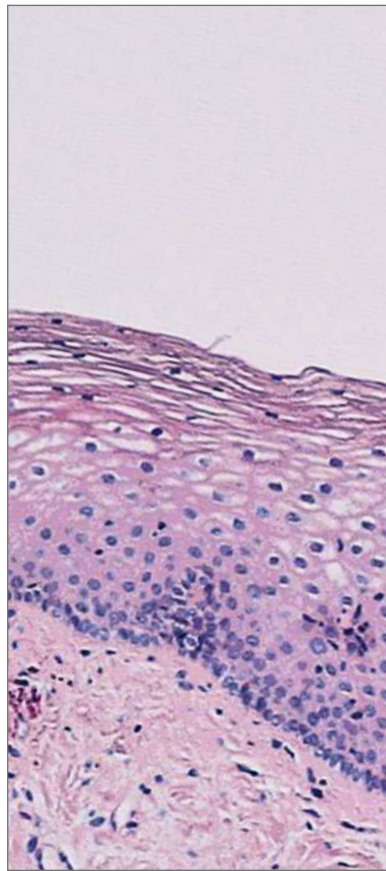
EFFICACY OF THE ERBIUM:YAG LASER TECHNOLOGY

Histological studies show neocollagenogenesis and neoangiogenesis processes already visible in histological samples taken at 7 days after one treatment. All patients in this sample reported moreover after 7 days better vaginal lubrication, reduction / no dyspareunia, better quality of sexual life and reduction in urinary urgency, frequency and urine loss.

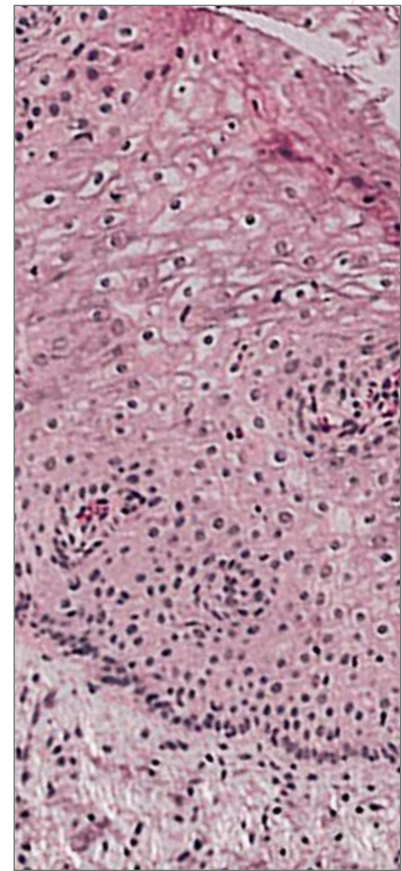
HISTOLOGICAL PREPARATION HÄMATOXYLIN & EOSIN (200X)



A The sample at day 0 shows an altered epithelium stratification with presence of cornification and superficial areas characterized by very low cellularity. The epithelium appears atrophic and a flattening of the dermal papillae at the dermoepidermal junction can be recognized.



B At day 7 (after one treatment) the pavement epithelium appears well organized, with compact structure and presence of several nuclei, both in the deeper and superficial layers. The depth of the dermal papillae appears moreover increased, showing good tissue vitality.



C 30 days after 1 treatment Neocollagenogenesis and Angiogenesis processes are still visible and further widespread; a re-gained uniformity of the tissue is the evidence of efficient tissue regeneration. In addition, the new collagen formation can be recognized through the white stripes visible in the deeper layers.

CLINICAL EXPERIENCE

PROFESSIONAL USERS



» The vaginal laser application in urogynecology can be used to treat atrophy symptoms and mild incontinence. It is a non-hormonal, non-surgical, minimally invasive, and therefore painless and non-time-consuming alternative or supplement to previous standard procedures in pelvic floor medicine. The Dermablade® with the Juliet handpiece has the potential to emerge as a new concept for urogynecologists to improve the quality of life of their patients. «

PD DR. MED. HABIL. ANKE MOTHES – HEAD PHYSICIAN CLINIC FOR GYNECOLOGY
St. Georg Clinic Eisenach, Germany



» The minimally invasive vaginal laser therapy is safe, effective and the effects are long-lasting. In the future, the laser will play an increasingly important role in mild stress incontinence and urogenital syndrome of the menopause and will be a useful addition or even replacement for standard procedures such as hormone replacement therapy, pelvic floor exercises or surgery, which are usually disliked by patients. «

DR. MED. CHRISTIAN RATZ – SPECIALIST IN UROLOGY
Joint Practice Urology Groß-Gerau, Germany

SCIENTIFIC LITERATURE

J. GYNÄKOL. ENDOKRINOL. AT (2022) – In recent years, the number of studies has increased significantly in terms of extent and quality. All studies published to date have consistently shown similar positive results and the first European societies have now included laser therapy in their recommendations.

Ratz, C. Vaginale Lasertherapie – wissenschaftliche Grundlagen, ultrastrukturelle und funktionelle Ergebnisse. J. Gynäkol. Endokrinol. AT 32, 4–9 (2022).

ARCH GYNECOL OBSTET (2019) – A prospective study from Germany of 33 women with mild to moderate urinary incontinence confirmed that vaginal Er:YAG laser therapy can improve the clinical condition and quality of life of the patients, in particular in view of target groups who require non-surgical treatment methods for SUI.

Reisenauer C, Hartlieb S, Schoenfisch B, Brucker SY, Neis F. Vaginal therapy of mild and moderate stress urinary incontinence using Er:YAG laser: a real treatment option. Arch Gynecol Obstet. 2019 Dec;300(6):1645-1650.

J CANCER RES CLIN ONCOL (2018) – Another German study with 16 post-menopausal patients with a history of breast cancer and urogynaecological symptoms in combination with vaginal atrophy and pelvic floor dysfunction showed that the dual-phase protocol of vaginal Er:YAG laser application is effective and safe.

Mothes AR, Runnebaum M, Runnebaum IB. Ablative dual-phase Erbium:YAG laser treatment of atrophy-related vaginal symptoms in post-menopausal breast cancer survivors omitting hormonal treatment. J Cancer Res Clin Oncol. 2018 May;144(5):955-960.

EUR J OBSTET GYNECOL REPROD BIOL (2018) – A German study of 84 patients with GSM and VVA symptoms showed that most patients (n = 58; 82%) reported positive treatment results. VHI and vaginal pH data were collected from the patients, and the average VHI and pH value showed statistically significant improvements after treatment.

Mothes AR, Runnebaum M, Runnebaum IB. An innovative dual-phase protocol for pulsed ablative vaginal Erbium:YAG laser treatment of urogynecological symptoms. Eur J Obstet Gynecol Reprod Biol. 2018 Oct;229:167-171.

UNIQUE HANDPIECE
PORT AND WIDE
RANGE OF HANDPIECES

for a variety of applications
in urogynecology



Juliet[®]

the feminine laser

MODERN DESIGN AND
INTUITIVE USAGE

for easy use and quick treatments,
less than 15 minutes

ADJUSTABLE PULSE LENGTH
FOR UNIQUE DUAL PHASE
TREATMENT

Maximizes results reducing the
amount of sessions to two

The Erbium:YAG wavelength represents the best treatment option for intravaginal treatments due to its unique high absorption in water, with a very low risk of side effects and minimal downtime.

STERI-SPOT

H A N D P I E C E



HYGIENIC DISPOSABLE COVER

Delivered in single packages and intended for single use; guarantees maximum hygiene and safety.

NEW OPTICAL TECHNOLOGY

Simply rotate the optical ring for maximum patient comfort.

ERGONOMIC DESIGN WITH HANDLE

For easy handling and use.

OPTIMIZED TREATMENT TIMES

No idle times due to resterilization and/or disinfection.

ADDITIONAL HANDPIECES FOR A VARIETY OF APPLICATIONS



MICROSPOT

Fractionated handpiece for the complete therapy of vulvovaginal disorders.



VARIOSPOT

Ablative handpiece with adjustable spot size for ablative treatments in the vulva area.



FINELINER

Precision handpiece with a fixed spot size for ablative treatments in the vulva area.

JULIET IN THE WORLD

A WIDESPREAD SUCCESS



» My sexual life has completely changed since I have entered the menopause. Intimacy has become a moment of embarrassment and sometimes pain instead of a moment of joy. It was really hard for me to accept that my sexual life was over. A friend of mine advised me to try Juliet and I can only say thank you to her and to the gynecologist that performed the treatment. In few minutes, my life changed, now I feel again the woman I used to be before the menopause. «

LAURA, 54 YEARS OLD, ITALY

» I have been suffering from stress urinary incontinence for many years, so I decided to try this new laser treatment. I was really curious to find out if it really worked. I didn't feel any pain during the procedure and I can't believe how good the results have been for me. It has been a year now since that treatment and it really works like magic, until now I don't have any problem anymore with accidental urination. «

NATALIA, 41 YEARS OLD, RUSSIA

WOMEN
WHO HAVE TRIED OUT JULIET

ASCLEPION

COMPETENCE, EXPERIENCE, SUCCESS

For more than 40 years, Asclepion Laser Technologies has been a leader in international medical laser technology, producing advanced laser systems for dermatology, aesthetic medicine and surgery. The company headquarters are in the Jena Optical Valley, which is world-renowned as the home of the German optical industry. Here the company continually invests in the research and development of new technologies. Today, customers **in more than 70 countries** trust the Made in Germany technology and the scientific expertise of Asclepion.

The Juliet Treatment is today available in over 40 countries around the world and boasts an unmatched success among doctors and patients.

MORE THAN
10 000
users all around
the world

MORE THAN
5 000 000
patients successfully
treated

TRAINING & EDUCATION



Both regional and international training courses are constantly being held at our training centre in Jena, Germany. These provide our customers with all the knowledge they need to use our laser devices safely and effectively.

For more information, visit:
www.asclepion.com/academy

MARKETING & WEBCLUB



Asclepion's WEBCLUB has a diverse range of marketing tools available. We created our online platform specifically for our customers in order to provide them with direct access to news and important documents for the success of their company.

For more information, visit:
www.asclepion.com/webclub

TECHNICAL SERVICE



Our highly specialised technical support team, which operates both on-site and via a network of local distributors, assists our customers along the entire journey, from installation to support in the event of product defects, to the delivery of replacement parts.

For more information, visit:
www.asclepion.com/service

TECHNICAL SPECIFICATIONS

Laser	Er:YAG, Class4	Spot size	Fineliner	1,5 mm Ø	
Wavelength	2.940 nm		VarioSpot	1 mm – 6 mm Ø	
Energy	Max. 3 J		MicroSpot	13 x 13 mm ²	
Fluence	Max. 250 J/cm ²		Steri-Spot	9 x 9 mm ²	
Pulse duration	100 µs – 1500 µs		Romeo	5 x 5 mm ²	
Frequency	Max. 20 Hz		CUT	0,5 mm Ø	
Display	10,1" LCD with touchscreen		Modes	Fineliner	Ablation, THERM
Dimensions	40 x 90 x 95 cm ³ (W x D x H)			VarioSpot	Ablation, THERM
Weight	ca. 115 kg	MicroSpot		Cold, Normal, Expert, Warm, Hot	
		Steri-Spot		Juliet C, Juliet W	
		Romeo		Romeo	
		CUT		Ablation, THERM	

Juliet® is upgradable with Romeo and various other handpieces for different indications (e.g. dermatology, surgery, ENT, ablative and fractional treatments).

(Technical data subject to changes)

www.juliet-laser.com

ALWAYS THE LATEST PRODUCT INFORMATION
FOLLOW US



MADE IN GERMANY

treatment laser	wavelength	2,94 µm
	pulse energy	≤ 3,5 J
	pulse duration	≤ 1,5 ms
	laser class	4
pilot laser	wavelength	635 nm
	peak power	< 1 mW
	Laserklasse	2
classified	nach	EN 60825-1: 2014

